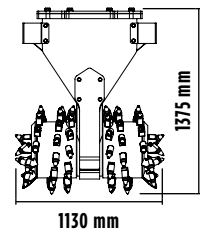
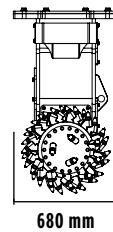


MB-R900




ACCESSORIES

- RECOMMENDED SPARE PARTS KIT
- FIXED COUPLING
- LOW SET DRUM KIT
- FULL SET DRUM KIT
- DUST SUPPRESSION KIT
- HIGH OIL TEMPERATURE REDUCING DEVICE
- ROCK AND ASPHALT PICK KITS
- 24 MONTHS WARRANTY



SPECIFICATIONS

EQUIPMENT	 $\geq 19 \leq 35$ Ton
RECOMMENDED OIL FLOW (MIN)	250-350 l/min.
INLET MAXIMUM PRESSURE	> 350 bar
DRAIN-OUT MAXIMUM PRESSURE	< 4 bar
OUTPUT TORQUE	13200 Nm
PICK FORCE	40000 N
WEIGHT	1,40 Ton
SPEED/MIN.	60/80 min/max

AREAS OF APPLICATION



TUNNELS



UTILITY
WORK



URBAN
JOB SITES



ROAD WORKS



PROFILING
OF ROCKS AND
CONCRETE WALLS



DEMOLITION



EXCAVATION
AND CREATION
OF FOUNDATIONS



AGRICULTURAL
AND FOREST
AREAS

The data provided above is not binding, as the manufacturer reserves itself the right to make improvements to its products at any time and with no advance notice. References to excavator weights are approximate and many may be subject to changes.

Rev. 2020 / 07



WWW.MBCRUSHER.COM